

***MICROFIBER  
ROUND  
PADS  
FOR EACH  
USE.***



**IPC**

INTEGRATED PROFESSIONAL CLEANING



# ***GREAT PERFORMANCES*** FOR EVERY TYPE OF SURFACE

Used with a scrubber dryer or with a single disc machine, the microfibre round pads are effective in the cleaning and sanitation of surfaces, such as wood, carpet, marble and steel.

The movement of the brushes combined with the high performant microfiber's dirt removal makes these round pads the perfect tools to clean large surfaces.

---

# ***A WIDE RANGE*** FOR EVERY APPLICATION

The microfibre round pads are the right solution to clean, polish and preserve any type of surface. These are an unique and complete range ideal to clean every floor, from the most delicate to the hardest one.



# ZEBRY


Provided with short pile, alternate with stripes, this microfiber soft white round pad is suitable to collect large amount of dirt during the daily floorcare activities. Its softness makes it perfect for a constant cleaning of delicate floors, ensuring high performances at the same time.

## WITH HOLE

Code	Diameter
MOPP00228	33 cm / 13"
MOPP00330	43 cm / 17"
MOPP00331	51 cm / 20"

## WITHOUT HOLE

Code	Diameter
MOPP00333	20 cm / 8"
MOPP00257	33 cm / 13"
MOPP00229	43 cm / 17"
MOPP00332	51 cm / 20"



**COMPOSITION:**  
100% Polyester

## SURFACES

Cotto  
Granite  
Inox  
Linoleum  
Marble  
Natural Wood  
Prefinished Wood  
PVC  
Resin  
Sandstone  
Single-Fired  
Tiles

## INSTRUCTIONS FOR USE

- 1 — FILL THE SINGLE DISC / SCRUBBER DRYER TANK with the cleaning solution.
- 2 — PUT THE MICROFIBER ROUND PAD UNDER THE MACHINE PAD HOLDER, setting it up correctly.
- 3 — PLACE THE MACHINE READY TO WORK.
- 4 — PUT THE MACHINE IN ACTION.
- 5 — CHECK THE MICROFIBER ROUND PAD SATURATION LEVEL approximately every 50 m<sup>2</sup>.
- 6 — IF THE MICROFIBER ROUND PAD IS SATURATED, do not go further (the round pad will no longer clean) and replace it.
- 7 — AT THE END, REMOVE THE USED MICROFIBER ROUND PAD and wash it (dip it into the tub or in the washing machine).

## WASHING INSTRUCTIONS



**Washing program:**  
Mop 60°C Standard



**Washing temperature:**  
60°C



**Washing cycles:**  
500



**Centrifugal turns:**  
Max 1100 turns/min



**Washing tips:**  
Do not use fabric softeners, bleach and chlorine



**Drying:**  
Normal drying (max 50° C).  
Do not tumble dry

## APPLICATION AREAS



RETAIL



PUBLIC GOVERNMENT



EDUCATION



OFFICE / HORECA / HOSPITALITY



HEALTHCARE



TRANSPORT HUB





# DEEP SNOW

This mixed medium-cut microfiber round pad is high performant and long-lasting. Its special texture ensures effective surfaces maintenance and dirt removal.

## WITH HOLE

Code	Diameter
MOPP00314	33 cm / 13"
MOPP00315	43 cm / 17"
MOPP00316	51 cm / 20"

## WITHOUT HOLE

Code	Diameter
MOPP00340	20 cm / 8"
MOPP00311	33 cm / 13"
MOPP00312	43 cm / 17"
MOPP00313	51 cm / 20"

**COMPOSITION:**  
100% Polyester



## SURFACES

Cotto  
Granite  
Inox  
Linoleum  
Marble  
Natural Wood  
Prefinished Wood  
PVC  
Resin  
Sandstone  
Single-Fired  
Tiles

## INSTRUCTIONS FOR USE

- 1 — FILL THE SINGLE DISC / SCRUBBER DRYER TANK with the cleaning solution.
- 2 — PUT THE MICROFIBER ROUND PAD UNDER THE MACHINE PAD HOLDER, setting it up correctly.
- 3 — PLACE THE MACHINE READY TO WORK.
- 4 — PUT THE MACHINE IN ACTION.
- 5 — CHECK THE MICROFIBER ROUND PAD SATURATION LEVEL approximately every 50 m<sup>2</sup>.
- 6 — IF THE MICROFIBER ROUND PAD IS SATURATED, do not go further (the round pad will no longer clean) and replace it.
- 7 — AT THE END, REMOVE THE USED MICROFIBER ROUND PAD and wash it (dip it into the tub or in the washing machine).

## WASHING INSTRUCTIONS



**Washing program:**  
Mop 60°C Standard



**Washing temperature:**  
60°C



**Washing cycles:**  
500



**Centrifugal turns:**  
Max 1100 turns/min



**Washing tips:**  
Do not use fabric softeners, bleach and chlorine



**Drying:**  
Normal drying (max 50° C).  
Do not tumble dry

## APPLICATION AREAS



RETAIL



OFFICE / HORECA / HOSPITALITY



EDUCATION



TRANSPORT HUB





# SHINE


Through its fibers particularly suitable for polishing, this high quality soft microfiber round pad is indicated for the cleaning and maintenance of all delicate and waxed floors.

## WITH HOLE

Code	Diameter
MOPP00200	33 cm / 13"
MOPP00203	43 cm / 17"
MOPP00207	51 cm / 20"

## WITHOUT HOLE

Code	Diameter
MOPP00335	20 cm / 8"
MOPP00246	33 cm / 13"
MOPP00202	43 cm / 17"
MOPP00206	51 cm / 20"



## COMPOSITION:

66% Polyester, 34%Polyamide

## SURFACES

Cotto  
Granite  
Inox  
Linoleum  
Marble  
Natural Wood  
Prefinished Wood  
PVC  
Resin  
Sandstone  
Single-Fired  
Tiles

## INSTRUCTIONS FOR USE

- 1 — FILL THE SINGLE DISC / SCRUBBER DRYER TANK with the cleaning solution.
- 2 — PUT THE MICROFIBER ROUND PAD UNDER THE MACHINE PAD HOLDER up to 500 rpm, setting it up correctly.
- 3 — PLACE THE MACHINE READY TO WORK.
- 4 — PUT THE SINGLE DISC IN ACTION. It is suggested to proceed slowly (about 1m<sup>2</sup>/min), allowing the microfiber round pad to polish the waxed floors.
- 5 — CHECK THE MICROFIBER ROUND PAD SATURATION LEVEL approximately every 50 m<sup>2</sup>.
- 6 — IF THE MICROFIBER ROUND PAD IS SATURATED, do not go further (the round pad will no longer work) and replace it.
- 7 — AT THE END, REMOVE THE USED MICROFIBER ROUND PAD and wash it (dip it into the tub or in the washing machine).

## WASHING INSTRUCTIONS



Washing program:  
Pads 40°C



Washing temperature:  
40°C



Washing cycles:  
500



Centrifugal turns:  
Max 1100 turns/min



Washing tips:  
Do not use fabric softeners, bleach and chlorine



Drying:  
Normal drying (max 50° C).  
Do not tumble dry

## APPLICATION AREAS



HEALTHCARE



RETAIL



EDUCATION



PUBLIC GOVERNAMENT





# TREE


This microfiber white – light blue round pad with short pile is the ideal solution for daily surfaces cleaning when a specific treatment is not required. It is particularly suitable for microporous surfaces.

## WITH HOLE

Code	Diameter
MOPP00213	33 cm / 13"
MOPP00217	43 cm / 17"
MOPP00222	51 cm / 20"

## WITHOUT HOLE

Code	Diameter
MOPP00336	20 cm / 8"
MOPP00302	33 cm / 13"
MOPP00303	43 cm / 17"
MOPP00221	51 cm / 20"



## COMPOSITION:

80% Polyamide, 20% Acetato

## SURFACES

Cotto  
Granite  
Linoleum  
Marble  
PVC  
Resin  
Sandstone  
Single-Fired  
Tiles

## INSTRUCTIONS FOR USE

- 1 — FILL THE SINGLE DISC / SCRUBBER DRYER TANK with the cleaning solution.
- 2 — PUT THE MICROFIBER ROUND PAD UNDER THE MACHINE PAD HOLDER, setting it up correctly.
- 3 — PLACE THE MACHINE READY TO WORK.
- 4 — PUT THE MACHINE IN ACTION.
- 5 — CHECK THE MICROFIBER ROUND PAD SATURATION LEVEL approximately every 50 m<sup>2</sup>.
- 6 — IF THE MICROFIBER ROUND PAD IS SATURATED, do not go further (the round pad will no longer clean) and replace it.
- 7 — AT THE END, REMOVE THE USED MICROFIBER ROUND PAD and wash it (dip it into the tub or in the washing machine).

## WASHING INSTRUCTIONS



**Washing program:**  
Mop 60°C Standard



**Washing temperature:**  
60°C



**Washing cycles:**  
300



**Centrifugal turns:**  
Max 1100 turns/min



**Washing tips:**  
Do not use fabric softeners, bleach and chlorine



**Drying:**  
Normal drying (max 50° C).  
Do not tumble dry

## APPLICATION AREAS



HEALTHCARE



RETAIL



OFFICE / HORECA / HOSPITALITY



PUBLIC GOVERNMENT



EDUCATION







# BEE

Bee is a microfiber long hair round pad, equipped with abrasive inserts of several hardness. It is indicated for the removal of the most stubborn dirt, trapped inside the white soft microfiber with excellent cleaning results.

## WITH HOLE

Code	Diameter
MOPP00189	33 cm / 13"
MOPP00192	43 cm / 17"
MOPP00196	51 cm / 20"

## WITHOUT HOLE

Code	Diameter
MOPP00337	20 cm / 8"
MOPP00188	33 cm / 13"
MOPP00191	43 cm / 17"
MOPP00195	51 cm / 20"



## COMPOSITION:

55% Polyamide, 45%, Polyester

## SURFACES

Granite  
Marble  
Resin  
Sandstone  
Single-Fired  
Tiles

## INSTRUCTIONS FOR USE

- 1 — FILL THE SINGLE DISC / SCRUBBER DRYER TANK with the cleaning solution.
- 2 — PUT THE MICROFIBER ROUND PAD UNDER THE MACHINE PAD HOLDER, setting it up correctly.
- 3 — PLACE THE MACHINE READY TO WORK.
- 4 — PUT THE MACHINE IN ACTION.
- 5 — CHECK THE MICROFIBER ROUND PAD SATURATION LEVEL approximately every 50 m<sup>2</sup>.
- 6 — IF THE MICROFIBER ROUND PAD IS SATURATED, do not go further (the round pad will no longer clean) and replace it.
- 7 — AT THE END, REMOVE THE USED MICROFIBER ROUND PAD and wash it (dip it into the tub or in the washing machine).

## WASHING INSTRUCTIONS



Washing program:  
Mop 60°C Standard



Washing temperature:  
60°C



Washing cycles:  
300



Centrifugal turns:  
Max 1100 turns/min



Washing tips:  
Do not use fabric softeners, bleach and chlorine



Drying:  
Normal drying (max 50° C).  
Do not tumble dry

## APPLICATION AREAS



RETAIL



OFFICE / HORECA / HOSPITALITY



PUBLIC GOVERNAMENT



EDUCATION



TRANSPORT HUB



AUTOMOTIVE







# ONLY SCRUB


Ideal for the removal of persistent dirt, this abrasive black microfiber round pad is very resistant and aggressive in the application. Only Scrub is suitable for all anti-slip surfaces in the food industry.

## WITH HOLE

Code	Diameter
MOPP00308	33 cm / 13"
MOPP00309	43 cm / 17"
MOPP00310	51 cm / 20"

## WITHOUT HOLE

Code	Diameter
MOPP00334	20 cm / 8"
MOPP00305	33 cm / 13"
MOPP00306	43 cm / 17"
MOPP00307	51 cm / 20"



## COMPOSITION:

80% Polyamide, 20% Polyester

## SURFACES

Sandstone  
Single-Fired  
Tiles

## INSTRUCTIONS FOR USE

- 1 — FILL THE SINGLE DISC / SCRUBBER DRYER TANK with the cleaning solution.
- 2 — PUT THE MICROFIBER ROUND PAD UNDER THE MACHINE PAD HOLDER, setting it up correctly.
- 3 — PLACE THE MACHINE READY TO WORK.
- 4 — PUT THE MACHINE IN ACTION.
- 5 — CHECK THE MICROFIBER ROUND PAD SATURATION LEVEL approximately every 50 m<sup>2</sup>.
- 6 — IF THE MICROFIBER ROUND PAD IS SATURATED, do not go further (the round pad will no longer clean) and replace it.
- 7 — AT THE END, REMOVE THE USED MICROFIBER ROUND PAD and wash it (dip it into the tub or in the washing machine).

## WASHING INSTRUCTIONS



Washing program:  
Mop 60°C Standard



Washing temperature:  
60°C



Washing cycles:  
500



Centrifugal turns:  
Max 1100 turns/min



Washing tips:  
Do not use fabric softeners, bleach and chlorine



Drying:  
Do not tumble dry

## APPLICATION AREAS



OFFICE / HORECA / HOSPITALITY



# MOQUETTE

Equipped with special abrasive strips and closed looped-end yarn, Moquette is suitable for textile surfaces. Easy to use, this is perfect on medium-large carpets and moquette. It quickly dries the surfaces, allowing to walk immediately on them.

Code	Diameter
MOPP00341	20 cm / 8"
MOPP00320	33 cm / 13"
MOPP00343	38 cm / 15"
MOPP00319	43 cm / 17"
MOPP00321	51 cm / 20"



**COMPOSITION:**  
85% Polyester, 15% Polypropylene

## SURFACES

Moquette

## INSTRUCTIONS FOR USE

- 1 — **SPRAY THE CLEANING SOLUTION** on a surface of about 3m<sup>2</sup>.
- 2 — **PUT THE MICROFIBER ROUND PAD** under the single disc 150 rpm pad holder.
- 3 — **SET THE MICROFIBER ROUND PAD UP CORRECTLY**, coupling it to the single disc.
- 4 — **PLACE THE SINGLE DISC READY TO WORK.**
- 5 — **PUT THE SINGLE DISC IN ACTION**, proceeding slowly (about 1m<sup>2</sup>/min).
- 6 — **CHECK THE ROUND PAD SATURATION LEVEL** every 10m<sup>2</sup> (in case of saturation, turn the microfiber round pad).
- 7 — **IF THE MICROFIBER ROUND PAD IS SATURATED ON BOTH SIDES**, do not go further (the round pad will no longer work) and replace it.
- 8 — **AT THE END**, remove the used microfiber round pad and wash it (dip it into the tub or in the washing machine).
- 9 — **ACCORDING TO THE SURFACE AND THE TYPE OF SOIL**, this microfiber round pad performance is on average 20/30 m<sup>2</sup>.

## WASHING INSTRUCTIONS



**Washing program:**  
Pads 40°C



**Washing temperature:**  
40°C



**Washing cycles:**  
500



**Centrifugal turns:**  
Max 1100 turns/min



**Washing tips:**  
Do not use fabric softeners, bleach and chlorine



**Drying:**  
Normal drying (max 50° C).  
Do not tumble dry

## APPLICATION AREAS



OFFICE / HORECA / HOSPITALITY



RETAIL





**IPC TOOLS S.p.A.**  
Via dell'Artigianato II, 1  
35010 Villa del conte (PD)  
Italy

Via 11 Settembre, 4 - Ronchi  
35010 Villafranca Padovana (PD)  
Italy

[info@ipcworldwide.com](mailto:info@ipcworldwide.com) - [www.ipcworldwide.com](http://www.ipcworldwide.com)

