



INDUSTRIAL SWEEPERS

**DESIGNED TO
TACKLE DUST**



INDUSTRIAL RANGE

A RANGE OF SWEEPERS CREATED FOR THE CLEANING OF MEDIUM AND LARGE AREAS. CREATED WITH EXCLUSIVE IPC TECHNOLOGIES GRANTING HIGH LEVELS OF EFFICIENCY, PRODUCTIVITY AND REDUCED MAINTENANCE COSTS.

MEDIUM AREAS- UP TO 10.000 m²/h

155



165



LARGE AREAS- UP TO 20.000 m²/h

175



195



DUST CONTROL

FILTERING SYSTEM

The filtering system is designed to grant complete dust control in every application thanks to a fabric filter equipped with special panels and a powerful suction fan.


The filter shaker delivers a thorough daily cleaning of the filter by keeping all panels well-stretched during the cleaning process. Compared with other systems, the IPC filtering system guarantees long-lasting performance over time.



In addition to standard filters, IPC also provides an absolute filter (gore filter). This special filter guarantees a complete control over dust particles PM10, PM5 and PM2.5.

FRONT LOADING

The short distance between brush and hopper guarantees a great collection of heavy debris and particulates. The brush rotation speed of these front loading machines is lower in comparison with rear loading machines. This low-speed rotation grants a better collection of particulates.




EFFICIENCY

CENTRAL BRUSH

The central brush, with its V shaped bristles, combined with the front flap and a compact system, guarantee high productivity in any environment.

The self-levelling system (SLS) – available only for model 175, keeps a correct and constant pressure of the brush to the floor, avoiding extra wear and reducing maintenance costs.

The 'No Tools System' enables both inspection and replacement of the central brush.



LIQUID-COOLED ENGINES

The liquid-cooling system within IPC machines guarantees long work shifts, even in hot climate countries.



Suitable for
locations with high
temperatures




Long work shifts

STURDINESS

HYDRAULIC SYSTEM

Designed to grant maximum protection against particulates. Fan and traction brush motor are activated by a hydraulic circuit. Special protection filters placed on the endothermic motor guarantee maximum reliability even in demanding locations.



hydraulic circuit

DRIVING SYSTEM

The driving system is improved thanks to a back wheel, which facilitates repositioning and maneuverability in industrial areas and locations.



rear steering wheel

APPLICATION FIELDS

The industrial Sweepers range has been specifically created for cleaning tasks in any type of dusty area. These machines can collect any type of debris and guarantee a complete control over particulates.



FOUNDRIES



CEMENT PLANTS



LOGISTICS PLATFORMS



CAR PARKS



PUBLIC AREAS

CUSTOMISATION FOR ANY APPLICATION

IPC sweeper can be customised with a wide range of accessories for more effective cleaning and specific tasks.



DUST AND PARTICULATES CONTROL

- GORE FILTER- 5 YEARS WARRANTY
- BRUSHES DUST PROTECTION COVERS
- REAR SUCTION HOSE
- REAR BRUSHES HYDRAULIC SYSTEM



SAFETY

- FRONT AND REAR LIGHT SYSTEM
- OPEN CABIN
- REAR-VIEW MIRRORS
- FLASHING BEACON



COMFORT

- CLOSED CABIN WITH AIR CONDITIONING SYSTEM (AVAILABLE ONLY FOR MODEL 195)
- SPRUNG SEAT WITH SEATBELT AND ARMREST
- HEATING SYSTEM
- PNEUMATIC /SUPERELASTIC/NON-MARKING WHEELS



VERSATILITY

- LEFT SIDE BRUSH
- THIRD SIDE BRUSH (ONLY FOR MODEL 195)
- NYLON/ SOFT / MIXED STEEL CENTRAL BRUSHES AVAILABLE
- DOUBLE FILTERING CARTRIDGE MOTORS AVAILABLE

INDUSTRIAL RANGE



155

MAX PRODUCTIVITY

10080 m²/h

MAIN BRUSH PATH

750 mm

VOLTAGE SYSTEM

12-36 v



BATTERY VERSION - BATTERY AND BATTERY CHARGER NOT INCLUDED

MOST FREQUENTLY USE

LIGHT INDUSTRY



HEAVY INDUSTRY



CLEANING CONTRACTORS



BSC



SPECS



PANEL FILTER



NO TOOLS REQUIRED TO REPLACE THE CENTRAL BRUSH



HYDRAULIC CIRCUIT

TECHNICAL DATA

		155 B	155 P	155 LPG	155 D
Code		MSUB00457	MSUB00458	MSUB00460	MSUB00451
PERFORMANCE					
Main brush cleaning path width	mm	750	750	750	750
Side brush cleaning path width (1 brush)	mm	1140	1140	1140	1140
Side brush cleaning path width (2 brushes)	mm	1440	1440	1440	1440
Max theoretical productivity	m ² /h	10080	10080	10080	10080
Voltage	V-Ah	36	12	12	12
Engine brand		METAL ROTA	SUBARU	SUBARU	LOMBARDINI
Installed power	KW	2,5	6,6	6,6	10,5
Hopper capacity	l	220	220	220	220
Hopper Discarghe System	Type/mm	high-hydraulic -1325	high-hydraulic -1325	high-hydraulic -1325	high-hydraulic -1325
Filtering surface	m ²	6	6	6	6
Fylter type		Pleated filter	Pleated filter	Pleated filter	Pleated filter
PM 10 filtration	%	99 - 3 Micron	99 - 3 Micron	99 - 3 Micron	99 - 3 Micron
Traction		rear hydraulic	rear hydraulic	rear hydraulic	rear hydraulic
Max speed	km/h	7	7	7	7
Max Climb	%	12	14	14	14
Weight without batteries	kg	506	506	506	622
Dimension (LxWxH)	mm	1990X1230X1380	1990X1230X1380	1990X1230X1380	1990X1230X1380

STANDARD ACCESSORIES

	155 B	155 P	155 LPG	155 D
BRUSHES				
PPL main brush (standard)	SPPV02407	SPPV02418	SPPV02418	SPPV02429
PPL side brush (standard)	SPPV02412	SPPV02423	SPPV02423	SPPV02434

BRUSHES ONLY FOR NEW MACHINE CONFIGURATION

	155 B	155 P	155 LPG	155 D
PES Main brush	SPPV02405	SPPV02416	SPPV02416	SPPV02427
Nylon main brush	SPPV02406	SPPV02417	SPPV02417	SPPV02428
Moplen/ PPL0,8 main brush	SPPV02408	SPPV02419	SPPV02419	SPPV02430
Nylon / Steel main brush	SPPV02409	SPPV02420	SPPV02420	SPPV02431
PPL / Steel main brush	SPPV02410	SPPV02421	SPPV02421	SPPV02432
Nylon side brush	SPPV02411	SPPV02422	SPPV02422	SPPV02433
Nylon / Steel side brush	SPPV02413	SPPV02424	SPPV02424	SPPV02435
PPL / Steel side brush	SPPV02414	SPPV02425	SPPV02425	SPPV02436
Moplen/ PPL0,5 main brush	SPPV02415	SPPV02426	SPPV02426	SPPV02437

BRUSHES - SPARE PARTS

MAIN BRUSHES		SIDE BRUSHES	
PPL main brush (standard brush)	SPPV02448	PPL side brush (standard brush)	SPPV02445
PES main brush	SPPV02472	Nylon side brush	SPPV02449
Nylon main brush	SPPV02446	Nylon / Steel side brush	SPPV02451
Moplen/ PPL0,8 main brush	SPPV02452	PPL / Steel side brush	SPPV02453
Nylon / Steel main brush	SPPV02450		
PPL / Steel main brush	SPPV02447		
Moplen/ PPL0,5 main brush	SPPV02473		

OPTIONAL ACCESSORIES

	155 B	155 P	155 LPG	155 D
Left side brush	KTRI05522	KTRI05534	KTRI05534	KTRI05549
Right dust cap	KTRI05523	KTRI05535	KTRI05535	KTRI05550
Left dust cap	KTRI05524	KTRI05536	KTRI05536	KTRI05551
Front vacuum hose	KTRI05525	KTRI05537	KTRI05537	KTRI05552
Double cartridge (vacuum motor filter - Vortex pre-filter)	-	-	-	KTRI05553
Overhead guard	KTRI05526	KTRI05538	KTRI05538	KTRI05554
Seat with armrests	KTRI05527	KTRI05539	KTRI05539	KTRI05555
Front tires	-	KTRI05540	KTRI05540	KTRI05556
Superalastic rear wheel	-	KTRI05541	KTRI05541	KTRI05557
Foam filled front tires	-	KTRI05542	KTRI05542	KTRI05558
No marking superelastic wheels	KTRI05528	KTRI05543	KTRI05543	KTRI05559
Stainless steel tray (90 working days delivery time)	KTRI05529	KTRI05544	KTRI05544	KTRI05560
Complete light system	KTRI05530	KTRI05545	KTRI05545	KTRI05561
Batteries carrier	KTRI05531	-	-	-
LPG system (tank not included)	-	KTRI05546	KTRI05546	-
Textile Gore filter (5 years warranty)	KTRI05532	KTRI05547	KTRI05547	KTRI05562
Protective surface treatment (Ocean freight)	KTRI05533	KTRI05548	KTRI05548	KTRI05563

BATTERIES AND BATTERY CHARGERS

6 batteries set (6V 190Ah AGM) (only with KTRI05531)	BAAC00182	-	-	-
Battery Charger 400 / 36V - 60 Ah (only for BAAC00183)	BACA00261	-	-	-
Wet battery tray 36V 320 Ah	BAAC00183	-	-	-
Battery Charger 230 / 36V - 25 Ah (only for BAAC00182)	BACA00262	-	-	-

165

MAX PRODUCTIVITY

11200 m²/h

MAIN BRUSH PATH

900 mm

VOLTAGE SYSTEM

12-36 v



BATTERY VERSION - BATTERY AND BATTERY CHARGER NOT INCLUDED

MOST FREQUENTLY USE

LIGHT INDUSTRY



HEAVY INDUSTRY



LOGISTIC



BSC



SPECS



MAIN BRUSH WITH V-SHAPED BRISTLES



STURDY AND INTUITIVE CONTROLS



HYDRAULIC CIRCUIT

TECHNICAL DATA

		165 B	165 D
Code		MSUB00456	MSUB00450
PERFORMANCE			
Main brush cleaning path width	mm	900	900
Side brush cleaning path width (1 brush)	mm	1250	1250
Side brush cleaning path width (2 brushes)	mm	1600	1600
Max theoretical productivity	m ² /h	11200	11200
Voltage	V-Ah	36	12
Engine brand		BEST MOTOR	LOMBARDINI
Installed power	KW	2,8	10,3
Hopper capacity	l	340	340
Hopper Discharge System	Type/mm	high-hydraulic -1350	high-hydraulic -1350
Filtering surface	m ²	6	6
Fylter type		Pleated filter	Pleated filter
PM 10 filtration	%	99 - 3 Micron	99 - 3 Micron
Traction		rear hydraulic	rear hydraulic
Max speed	km/h	7	7
Max Climb	%	12	14
Weight without batteries	kg	616	662
Dimension (LxWxH)	mm	2220X1350X1455	2220X1350X1455

STANDARD ACCESSORIES

	165 B	165 D
BRUSHES		
PPL main brush	SPPV02385	SPPV02396
PPL side brush	SPPV02390	SPPV02401

BRUSHES - ONLY FOR NEW MACHINE CONFIGURATION

	165 B	165 D
PES Main brush	SPPV02383	SPPV02394
Nylon main brush	SPPV02384	SPPV02395
Moplen/ PPL0,8 main brush	SPPV02386	SPPV02397
Nylon / Steel main brush	SPPV02387	SPPV02398
PPL / Steel main brush	SPPV02388	SPPV02399
Nylon side brush	SPPV02389	SPPV02400
Nylon / Steel side brush	SPPV02391	SPPV02402
PPL / Steel side brush	SPPV02392	SPPV02403
Moplen/ PPL0,5 main brush	SPPV02393	SPPV02404

BRUSHES - SPARE PARTS

MAIN BRUSHES		SIDE BRUSHES	
PPL main brush (standard brush)	SPPV02385	PPL side brush (standard brush)	SPPV02390
PES main brush	SPPV02461	Nylon side brush	SPPV02474
Nylon main brush	SPPV02457	Nylon / Steel side brush	SPPV02476
Moplen/ PPL0,8 main brush	SPPV02455	PPL / Steel side brush	SPPV02477
Nylon / Steel main brush	SPPV02459		
PPL / Steel main brush	SPPV02456		
Moplen / PPL / Steel main brush	SPPV02458		
Moplen/ PPL0,5 main brush	SPPV02478		

OPTIONAL ACCESSORIES

	165 B	165 D
Left side brush	KTRI05477	KTRI05489
Right dust cap	KTRI05478	KTRI05490
Left dust cap (only with KTRI05477 and KTRI05478)	KTRI05479	KTRI05491
Front vacuum Hose	KTRI05480	KTRI05492
Double cartridge (vacuum motor - Vortex pre-filter)	-	KTRI05493
Overhead guard	KTRI05481	KTRI05494
Seat with armrests	KTRI05482	KTRI05495
Foam filled front tires	-	KTRI05496
No marking superelastic wheels	KTRI05483	KTRI05497
Stainless steel tray (90 working days delivery time)	KTRI05484	KTRI05498
Complete light system	KTRI05485	KTRI05499
Textile Gore filter (5 years warranty)	KTRI05486	KTRI05520
Protective surface treatment (Ocean freight)	KTRI05487	KTRI05521

BATTERIES AND BATTERY CHARGERS

Wet battery tray 36V 320 Ah	BAAC00181	-
Battery Charger 400 / 36V - 60 Ah	BACA00260	-

175

MAX PRODUCTIVITY

13500
m²/h

MAIN BRUSH PATH

900 mm

VOLTAGE SYSTEM

12-36 v



BATTERY VERSION - BATTERY AND BATTERY CHARGER NOT INCLUDED


MOST FREQUENTLY USE



INNOVATIONS



SPECS



AUTOMATIC BRUSH PRESSION



FILTER REPLACEMENT WITHOUT TOOLS



LIGHT SYSTEM AS STANDARD EQUIPMENT

TECHNICAL DATA

		175 B	175 P	175 LPG	175 D
Code		MSUB00454	MSUB00455	MSUB00461	MSUB00449
PERFORMANCE					
Main brush cleaning path width	mm	900	900	900	900
Side brush cleaning path width (1 brush)	mm	1200	1200	1200	1200
Side brush cleaning path width (2 brushes)	mm	1500	1500	1500	1500
Max theoretical productivity	m ² /h	9000	13500	13500	13500
Voltage	V-Ah	36	12	12	12
Engine brand		METAL ROTA	KUBOTA	KUBOTA	KUBOTA
Installed power	KW	2,8	16,4	16,4	10,3
Hopper capacity	l	340	340	340	340
Hopper Discharge System	Type/mm	high-hydraulic -1350	high-hydraulic -1350	high-hydraulic -1350	high-hydraulic -1350
Filtering surface	m ²	4,3	4,3	4,3	4,3
Fylter type		Pleated filter	Pleated filter	Pleated filter	Pleated filter
PM 10 filtration	%	99 - 3 Micron	99 - 3 Micron	99 - 3 Micron	99 - 3 Micron
Traction		rear hydraulic	rear hydraulic	rear hydraulic	rear hydraulic
Max speed	km/h	6	9	9	9
Max Climb	%	13	18	18	18
Weight without batteries	kg	363	703	703	692
Dimension (LxWxH)	mm	2030X1210X1455	2030X1210X1455	2030X1210X1455	2030X1210X1455

STANDARD ACCESSORIES

		175 B	175 P/LPG	175 P/LPG	175 D
BRUSHES					
PPL main brush		SPPV02349	SPPV02361	SPPV02361	SPPV02373
PPL side brush		SPPV02355	SPPV02367	SPPV02367	SPPV02379

BRUSHES - ONLY FOR NEW MACHINE CONFIGURATION

		175 B	175 P/LPG	175 P/LPG	175 D
PES Main brush		SPPV02347	SPPV02359	SPPV02359	SPPV02371
Nylon main brush		SPPV02348	SPPV02360	SPPV02360	SPPV02372
Moplen / PPL0,8 main brush		SPPV02350	SPPV02362	SPPV02362	SPPV02374
Nylon / Steel main brush		SPPV02351	SPPV02363	SPPV02363	SPPV02375
PPL / Steel main brush		SPPV02352	SPPV02364	SPPV02364	SPPV02376
Moplen / PPL / Steel main brush		SPPV02353	SPPV02365	SPPV02365	SPPV02377
Nylon side brush		SPPV02354	SPPV02366	SPPV02366	SPPV02378
Nylon / Steel side brush		SPPV02356	SPPV02368	SPPV02368	SPPV02380
PPL / Steel side brush		SPPV02357	SPPV02369	SPPV02369	SPPV02381
Moplen/ PPL0,5 main brush		SPPV02358	SPPV02370	SPPV02370	SPPV02382

BRUSHES - SPARE PARTS

MAIN BRUSHES		SIDE BRUSHES	
PPL main brush (standard brush)	SPPV02385	PPL side brush (standard brush)	SPPV02390
PES main brush	SPPV02461	Nylon side brush	SPPV02474
Nylon main brush	SPPV02457	Nylon / Steel side brush	SPPV02476
Moplen/ PPL0,8 main brush	SPPV02455	PPL / Steel side brush	SPPV02477
Nylon / Steel main brush	SPPV02459		
PPL / Steel main brush	SPPV02456		
Moplen / PPL / Steel main brush	SPPV02458		
Moplen/ PPL0,5 main brush	SPPV02478		

OPTIONAL ACCESSORIES

		175 B	175 P/LPG	175 P/LPG	175 D
Left side brush		KTRI05434	KTRI05448	KTRI05448	KTRI05462
Right dust cap		KTRI05435	KTRI05449	KTRI05449	KTRI05463
Left dust cap (only with KTRI05434 and KTRI05435)		KTRI05436	KTRI05450	KTRI05450	KTRI05464
Front vacuum hose		KTRI05437	KTRI05451	KTRI05451	KTRI05465
Double cartridge (vacuum motor - Vortex pre-filter)		-	-	-	KTRI05466
Overhead guard		KTRI05438	KTRI05452	KTRI05452	KTRI05467
Seat with armrests		KTRI05439	KTRI05453	KTRI05453	KTRI05468
Overhead guard with frontal wind shield		KTRI05440	KTRI05454	KTRI05454	KTRI05469
Overhead guard with frontal wind shield and perimetral rain shield		KTRI05441	KTRI05455	KTRI05455	KTRI05470
No marking superelastic wheels		KTRI05442	KTRI05456	KTRI05456	KTRI05471
Foam filled front tires		KTRI05443	KTRI05457	KTRI05457	KTRI05472
No marking superelastic wheels		KTRI05444	KTRI05458	KTRI05458	KTRI05473
Stainless steel tray (90 working days delivery time)		KTRI05445	KTRI05459	KTRI05459	KTRI05474
Textile Gore filter (5 years warranty)		KTRI05446	KTRI05460	KTRI05460	KTRI05475
Protective surface treatment (Ocean freight)		KTRI05447	KTRI05461	KTRI05461	KTRI05476

BATTERIES AND BATTERY CHARGERS

Wet battery tray 36V 320 Ah	BAAC00180	-	-	-
Battery Charger 400 / 36V - 60 Ah	BACA00259	-	-	-

INDUSTRIAL SWEEPERS

NEW

195

MAX PRODUCTIVITY

20500 m²/h

MAIN BRUSH PATH

1200 mm

VOLTAGE SYSTEM

12-48 v



BATTERY VERSION - BATTERY AND BATTERY CHARGER NOT INCLUDED

MOST FREQUENTLY USE

LIGHT INDUSTRY



HEAVY INDUSTRY



LOGISTIC



MUNICIPALITIES



SPECS



HOPPER HATCH FOR BULKY WASTE AS STANDARD EQUIPMENT



AIR-CONDITIONED CABIN



THIRD FRONTAL BRUSH

TECHNICAL DATA

		195 B	195 P	195 LPG	195 D
Code		MSUB00452	MSUB00453	MSUB00462	MSUB00448
PERFORMANCE					
Main brush cleaning path width	mm	1200	1200	1200	1200
1 Side brush cleaning path width	mm	1500	1500	1500	1500
2 Side brush cleaning path width	mm	1800	1800	1800	1800
Side brush cleaning path width (3° frontal brush)	mm	2050	2050	2050	2050
Max theoretical productivity	m ² /h	16400/ 20500 m ²	16400/ 20500 m ²	16400/ 20500 m ²	16400/ 20500 m ²
Voltage	V-Ah	48	12	12	12
Engine brand		AMRE	KUBOTA	KUBOTA	KUBOTA
Installed power	KW	10	23	23	25
Hopper capacity	l	450	450	450	450
Hopper Discharge System	Type/mm	high-hydraulic -1500	high-hydraulic -1500	high-hydraulic -1500	high-hydraulic -1500
Filtering surface	m ²	10	10	10	10
Filter type		Pleated filter	Pleated filter	Pleated filter	Pleated filter
PM 10 filtration	%	99 - 3 Micron	99 - 3 Micron	99 - 3 Micron	99 - 3 Micron
Traction		rear hydraulic	rear hydraulic	rear hydraulic	rear hydraulic
Max speed	km/h	8	10	10	10
Max Climb	%	12	18	18	18
Weight without batteries	kg	1252	1399	1399	1355
Dimension (LxWxH)	mm	2500x1560x1540	2500x1560x1540	2500x1560x1540	2500x1560x1540

STANDARD ACCESSORIES

	195 B	195 P	195 LPG	195 D
BRUSHES				
PPL main brush	SPPV02309	SPPV02322	SPPV02322	SPPV02335
PPL side brush	SPPV02316	SPPV02329	SPPV02329	SPPV02342

BRUSHES - ONLY FOR NEW MACHINE CONFIGURATION

	195 B	195 P	195 LPG	195 D
Nylon main brush	SPPV02308	SPPV02321	SPPV02321	SPPV02334
Moplen / PPL 0,8 main brush	SPPV02310	SPPV02323	SPPV02323	SPPV02336
Nylon / Steel main brush	SPPV02311	SPPV02324	SPPV02324	SPPV02337
PPL / Steel main brush	SPPV02312	SPPV02325	SPPV02325	SPPV02338
Moplen / PPL / Steel main brush	SPPV02313	SPPV02326	SPPV02326	SPPV02339
PES Main brush	SPPV02314	SPPV02327	SPPV02327	SPPV02340
Nylon side brush	SPPV02315	SPPV02328	SPPV02328	SPPV02341
Nylon / Steel side brush	SPPV02317	SPPV02330	SPPV02330	SPPV02343
PPL / Steel side brush	SPPV02318	SPPV02331	SPPV02331	SPPV02344
Steel side brush	SPPV02319	SPPV02332	SPPV02332	SPPV02345
Moplen/ PPL0,5 main brush	SPPV02320	SPPV02333	SPPV02333	SPPV02346

BRUSHES - SPARE PARTS

MAIN BRUSHES		SIDE BRUSHES	
PPL main brush (standard brush)	SPPV02462	PPL side brush (standard brush)	SPPV02481
PES main brush	SPPV02479	Nylon side brush	SPPV02480
Nylon main brush	SPPV02465	Nylon / Steel side brush	SPPV02482
Moplen/ PPL0,8 main brush	SPPV02463	PPL / Steel side brush	SPPV02483
Nylon / Steel main brush	SPPV02467	Steel side brush	SPPV02448
PPL / Steel main brush	SPPV02464		
Moplen / PPL / Steel main brush	SPPV02466		
Moplen/ PPL0,5 main brush	SPPV02485		

OPTIONAL ACCESSORIES

	195 B	195 P	195 LPG	195 D
Left side brush	KTRI05362	KTRI05383	KTRI05383	KTRI05407
Third frontal brush (only with KTRI05379)	KTRI05363	KTRI05384	KTRI05384	KTRI05408
Right dust cap (without KTRI05366 / KTRI05367)	KTRI05364	KTRI05385	KTRI05385	KTRI05409
Left dust cap (without KTRI05366 / KTRI05367 / With KTRI05362)	KTRI05365	KTRI05386	KTRI05386	KTRI05410
Wetting system for right side brush with 80l tank (with KTRI05379)	KTRI05366	KTRI05387	KTRI05387	KTRI05411
Wetting system extension for left side brush (with KTRI05366 / KTRI05362)	KTRI05367	KTRI05388	KTRI05388	KTRI05412
Wetting system extension for third brush (with KTRI05366 / KTRI05363)	KTRI05368	KTRI05389	KTRI05389	KTRI05413
Front vacuum hose	KTRI05369	KTRI05390	KTRI05390	KTRI05414
Vertical exhaust	-	-	-	KTRI05415
Double cartridge (vacuum motor - Vortex pre-filter)	-	-	-	KTRI05416
Motor filter clogging indicator	-	-	-	KTRI05417
Overhead guard with strobo beamer	KTRI05370	KTRI05391	KTRI05391	KTRI05418
Complete cage with windscreen wiper, rearview mirror and strobo beamer	KTRI05371	KTRI05392	KTRI05392	KTRI05419
Safety belt (with KTRI05371)	KTRI05372	KTRI05393	KTRI05393	KTRI05420
Pressurization system (with KTRI05371 / KTRI05379)	KTRI05373	KTRI05394	KTRI05394	KTRI05421
Pressurization system (with KTRI05371)	-	KTRI05395	KTRI05395	KTRI05422
Heating system (only with KTRI05371)	-	KTRI05396	KTRI05396	KTRI05423
Air conditioning system (with KTRI05371 without KTRI05373)	-	KTRI05397	KTRI05397	KTRI05424
Rearview mirror (without KTRI053171)	KTRI05374	KTRI05398	KTRI05398	KTRI05425
Superelastic front wheels	KTRI05375	KTRI05399	KTRI05399	KTRI05426
Foam filled front tires	KTRI05376	KTRI05400	KTRI05400	KTRI05427
No marking superelastic wheels	KTRI05377	KTRI05401	KTRI05401	KTRI05428
Stainless steel tray (90 working days delivery time)	KTRI05378	KTRI05402	KTRI05402	KTRI05429
Complete light system	KTRI05379	KTRI05403	KTRI05403	KTRI05430
Gyro beamer (without KTRI05370 or KTRI05371, with KTRI05379)	KTRI05380	KTRI05404	KTRI05404	KTRI05431
Textile Gore filter (5 years warranty)	KTRI05381	KTRI05405	KTRI05405	KTRI05432
Protective surface treatment (Ocean freight)	KTRI05382	KTRI05406	KTRI05406	KTRI05433

BATTERIES AND BATTERY CHARGERS

Wet battery tray 48V 620Ah	BAAC00179	-	-	-
Battery Charger 400 / 48V 120A	BACA00258	-	-	-

IP Cleaning Srl

Viale Treviso 63
30026 Summaga di Portogruaro (VE) - Italy

Tel. +39 0421 205511 - Fax +39 0421 204227
info@ipcworldwide.com - www.ipcworldwide.com



